



DATALOG PROFILE THE IOT COMPANY

Solutions for Manufacturing Industry

DATALOG

614, Park Avenue, 24-A, Block 6,
P.E.C.H.S, Shahrah - e - Faisal, Karachi.
Tel: 021-34523868, email: info@datalog.pk

At **DATALOG**

- ▶ We specializes in offering industrial automation applications through IT solutions.
- ▶ We cover a Diverse range of industrial and environmental areas that require constant monitoring.
- ▶ We make you efficient by a wide array of solutions.
- ▶ You can measure and control the way you operate your processes from anywhere around the world right at your fingertips.
- ▶ We also offers services in the areas of e-commerce and business systems integration with measurement systems, training & and technical support.

DATALOG

- ▶ Was started in 2015 by industry veterans
- ▶ It is a Winner of PASHA ICT R&D Award
- ▶ It is a Leader for IOT/Sensor based solutions
- ▶ It is a Leader in Real-Time Data for ERP Systems
- ▶ It has presence in Oil & Gas, Manufacturing, Energy, Textile, Food, Pharma, Education and IT sectors
- ▶ It provides a range of International Vendor Integration Solutions

We don't Make – we Integrate

International Vendor Solutions

▶ Advanced Telemetry Process Industry



▶ Power Monitoring



▶ Energy Management



▶ Solar Energy



International Vendor Solutions

- ▶ **Biometric / Access Solutions**
- ▶ **Air Quality Measurement Systems**
- ▶ **Industrial Measurement & Control**
- ▶ **Industrial Weighing Solutions**



..... and the list is growing

Satisfied Telemetry Clients



OGDCL PAKISTAN:
OIL & GAS DEVELOPMENT COMPANY LIMITED



IOT Solutions in Manufacturing

- ▶ Energy Management
- ▶ Production & Quality Monitoring
- ▶ Attendance, Productivity and Security
- ▶ Air Quality Management
- ▶ Building Management System
- ▶ Water / Fluid Management

IOT Solution




Energy Management

Schneider Electric

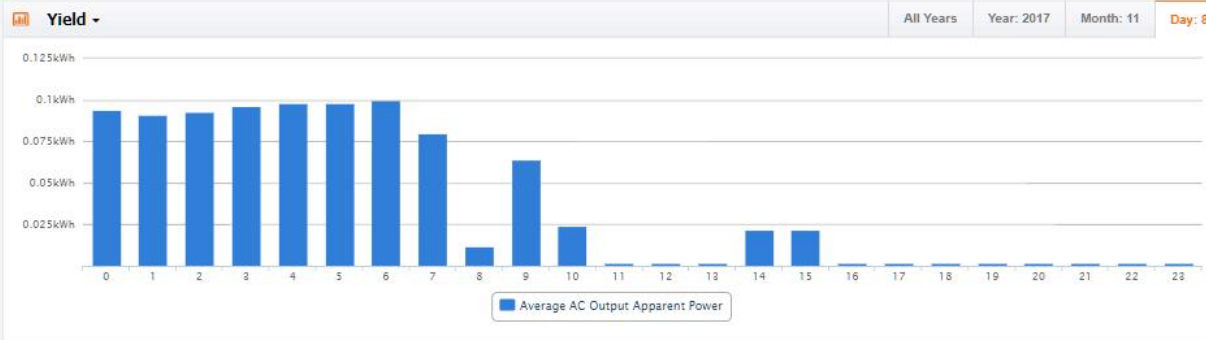


My Devices Overview Detail Analysis Sign Out

- All
- Solar-001
- Solar-002
- Solar-003
- Solar-004
- Solar-005
- Solar-006
- Solar-007




Site Information	
Device Name	
System Size	3kW
Commission Date	06/11/2017
Rated Power	3kW



Energy Monitoring Anywhere

Device ID: DEMO103, Sensor Name: Electricity




Electricity: ON

26/10/2016 13:29:00
Reading Date & Time

Details....▼

Device ID: DEMO103, Sensor Name: Electricity




Electricity: OFF

26/10/2016 13:25:00
Reading Date & Time

Details....▼

Individual Load Status

Device ID: DEMO103, Sensor Name: Voltage Sensor




Voltage: 228 V

26/10/2016 14:49:00
Reading Date & Time

Details....▼

Device ID: DEMO103, Sensor Name: Current Sensor



Current: 7.86 A

26/10/2016 14:49:00
Reading Date & Time

Details....▼

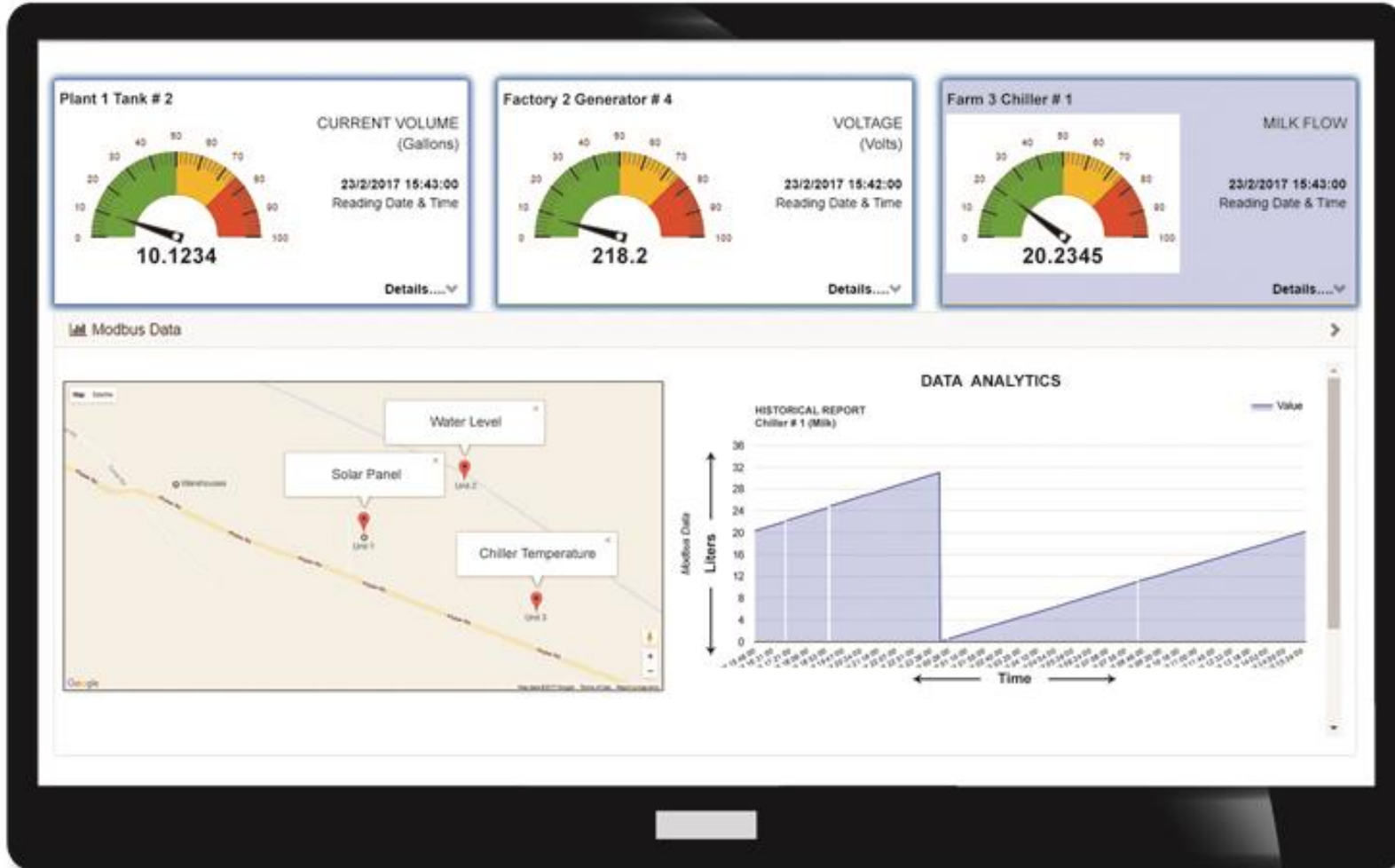
Powerful Features

- ▶ **Remote 24 x 7 Monitoring**
- ▶ **Without human intervention**
- ▶ **Generators, solar panels, UPS's, electric utility, or ANY LOAD**
- ▶ **All power sources and loads shown on single console**
- ▶ **Huge Energy savings, fuel cost savings and reduced generator maintenance costs**

Powerful 24x7 Monitoring

- ▶ **Immediate Alerts for special conditions; Notification sent immediately – Email or SMS**
- ▶ **Better Management Control – Detailed energy data available in electronic form for Root Cause Analysis**
- ▶ **Flexible solution – add more Sensors and more locations as your needs grow**

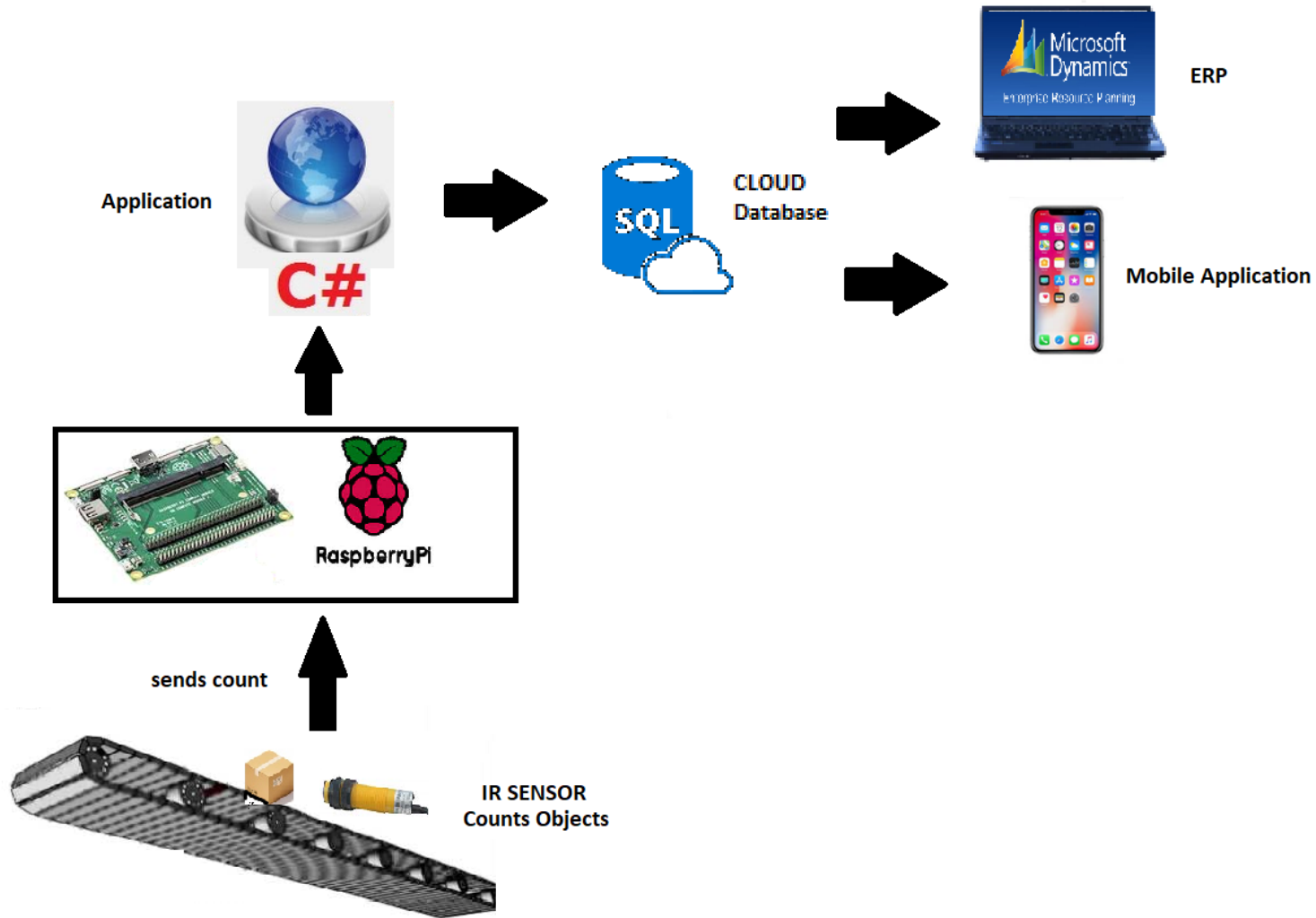
History with Graphs



IOT Solution

Production & Quality Monitoring

Real Time Production Monitoring



ACLAS Weighing Solutions

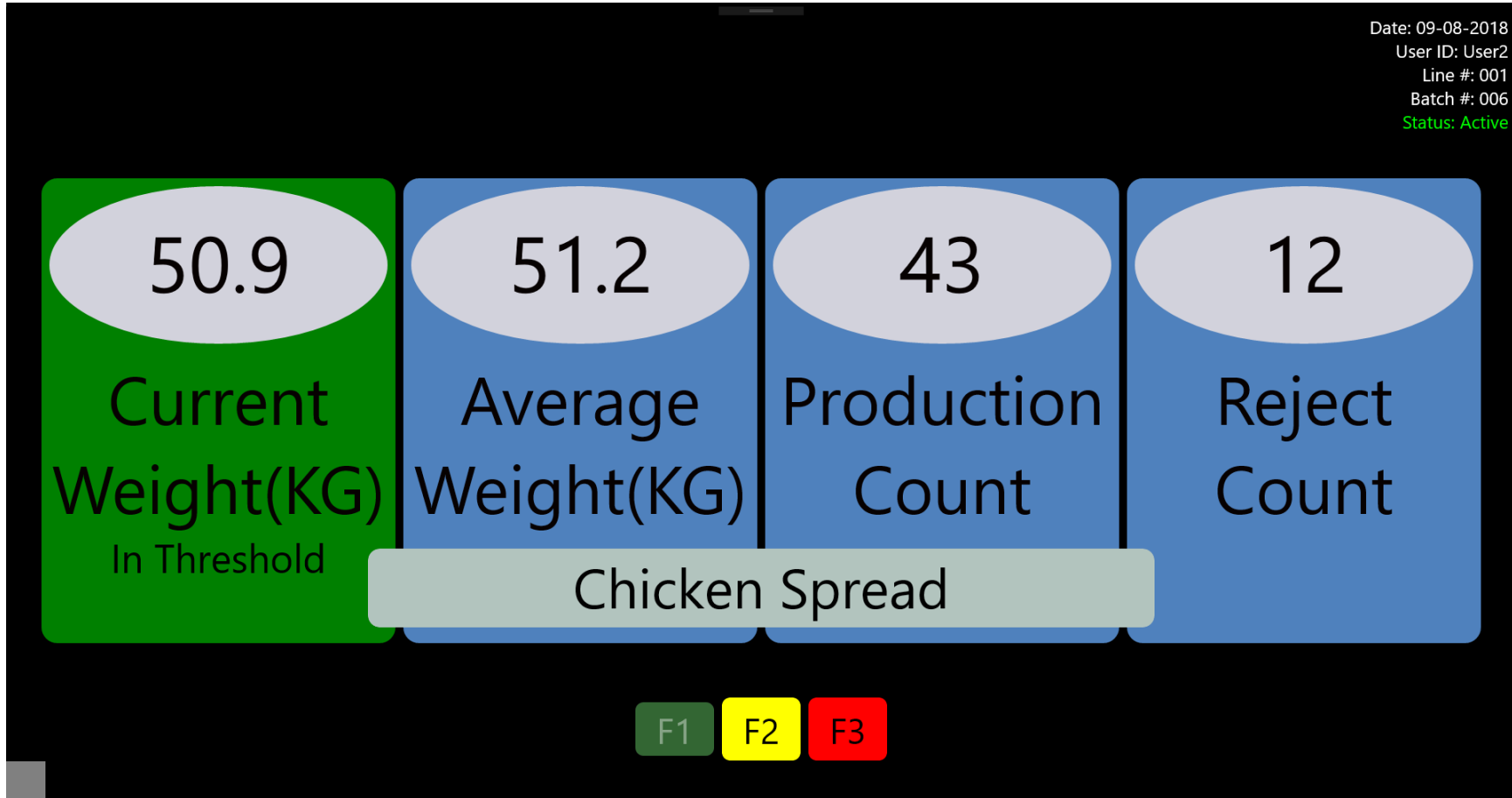


ABB Monitoring Systems

- ▶ Record production directly from machines in real time without human intervention
- ▶ DASHBOARD at production line
- ▶ DASHBOARD for head office
..... latest production of all machines
- ▶ Immediate Alerts for special conditions;
Notification sent immediately – Email or SMS

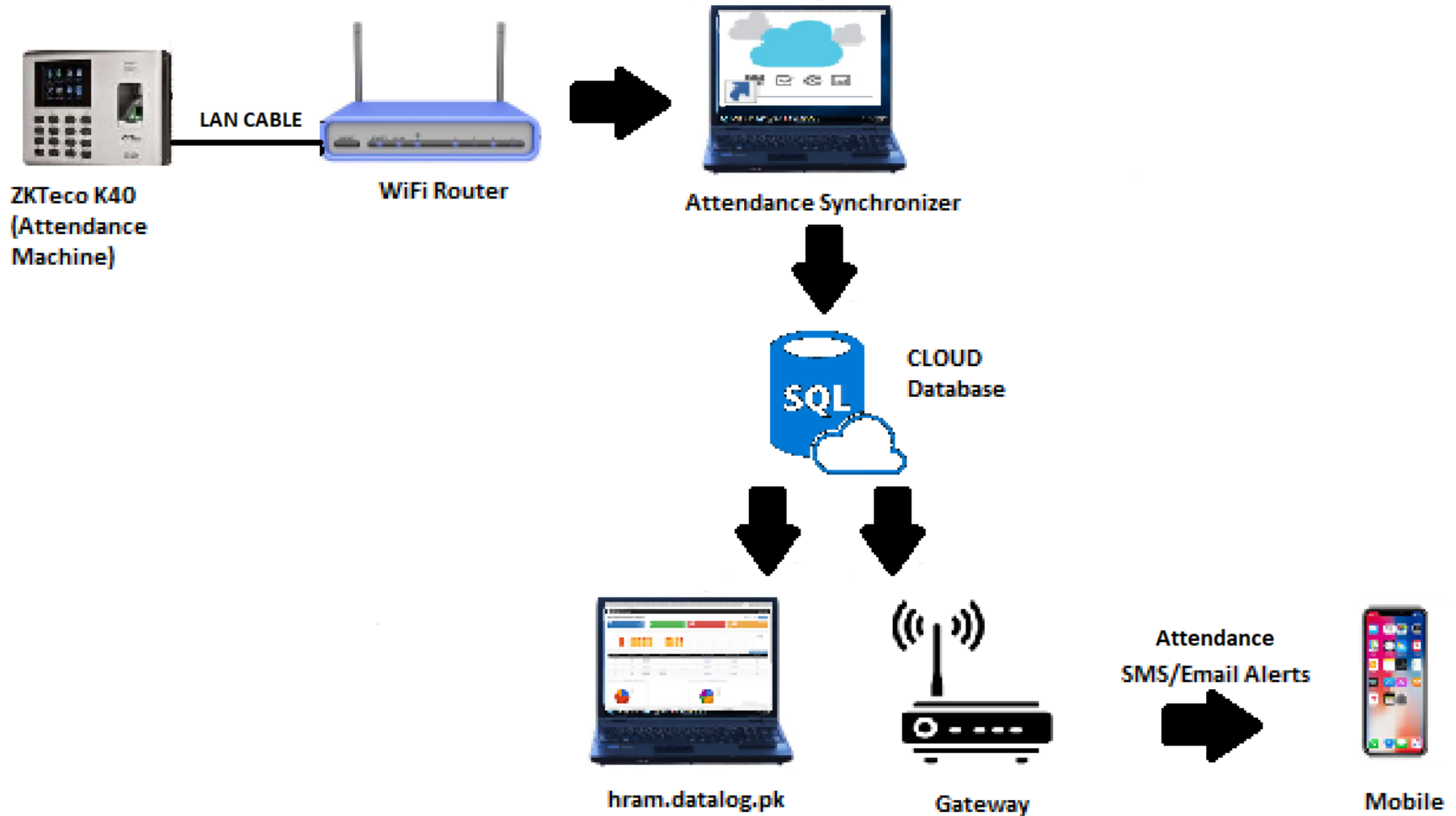
Advanced Features

- ▶ Show machine stoppages & reasons
- ▶ Calculate OEE for individual machines or department – Any OEE calculation formula
- ▶ Keep history for last 12 months or more
- ▶ Dynamically send production data to ERP (**Dynamics AX**, etc.).
- ▶ Customization possible

IOT Solution

Attendance, Productivity and Security

ZKTeco Biometric Security



Attendance, Productivity, Security

Company Dashboard

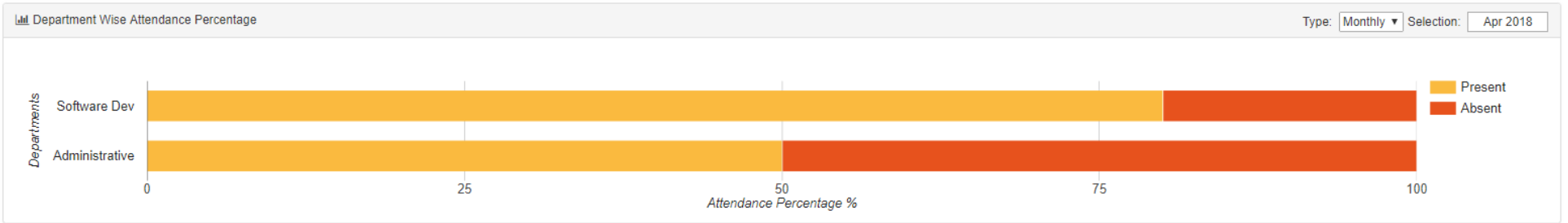
Datalog Dashboard

4
Departments
[View Details](#)

14
Employees
[View Details](#)

Software Dev
Total Employees : 10
Attnd Percentage : 80 %
Present : 8
Absent : 2
[View Details](#)

Administrative
Total Employees : 4
Attnd Percentage : 50 %
Present : 2
Absent : 2
[View Details](#)



Attendance Report Date: 04/02/2018 [Generate Report](#) [Export to Excel](#)

Emp. ID	Employee Name	Department Name	Status	Today's CheckIn Date & Time	Today's CheckOut Date & Time	Yesterday's Checkin Date & Time	Yesterday's CheckOut Date & Time
1	Hussain	Software Dev	PRESENT	2/4/2018 06:10:07	-	-	-
2	Aisha	Software Dev	PRESENT	2/4/2018 06:03:33	-	-	-

Department Dashboard


Software Dev Department | Dashboard

Report | Date: [Monthly Employee Register](#)

 **10**
Total Employees

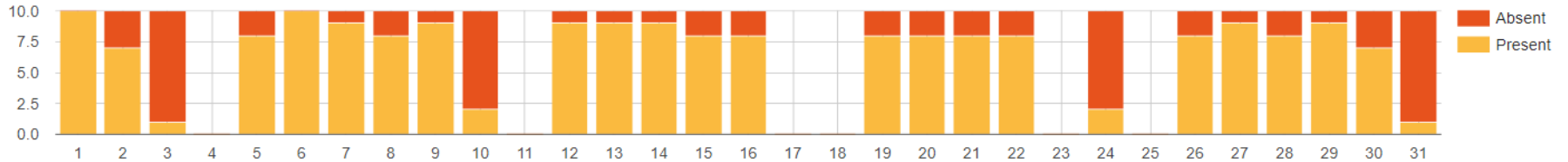
 **8**
Present

 **2**
Absent

 [Add Employees](#)

Department Attendance

Type: Selection:



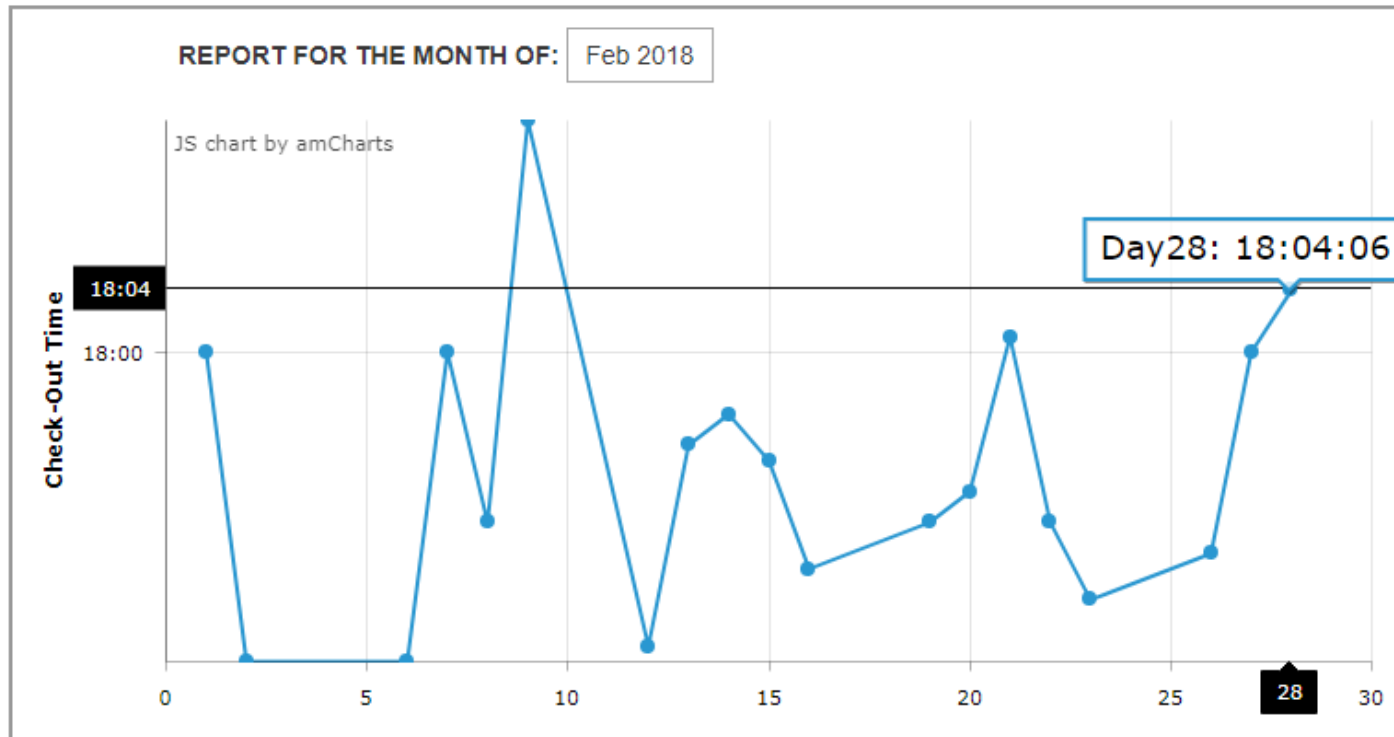
Today's Attendance Details

Date: [+ Add Attendance](#)

Employee Code	Employee Name	Status	Check-In Date & Time	Check-Out Date & Time	Monthly Check-In Report	Monthly Check-Out Report	Monthly Attendance
1	Hussain	PRESENT	2/4/2018 09:10:07	-	View Report	View Report	View

Employee Checkout Trend

Employee Monthly Check-Out Trend



Close

Multiple Functions

- ▶ Attendance, Productivity & Security System
 - Multi location – local, national, international
 - Any Biometric ID – Finger, Face, Iris, Palm
 - Multiple data sources – RFID, Bar Code, etc.

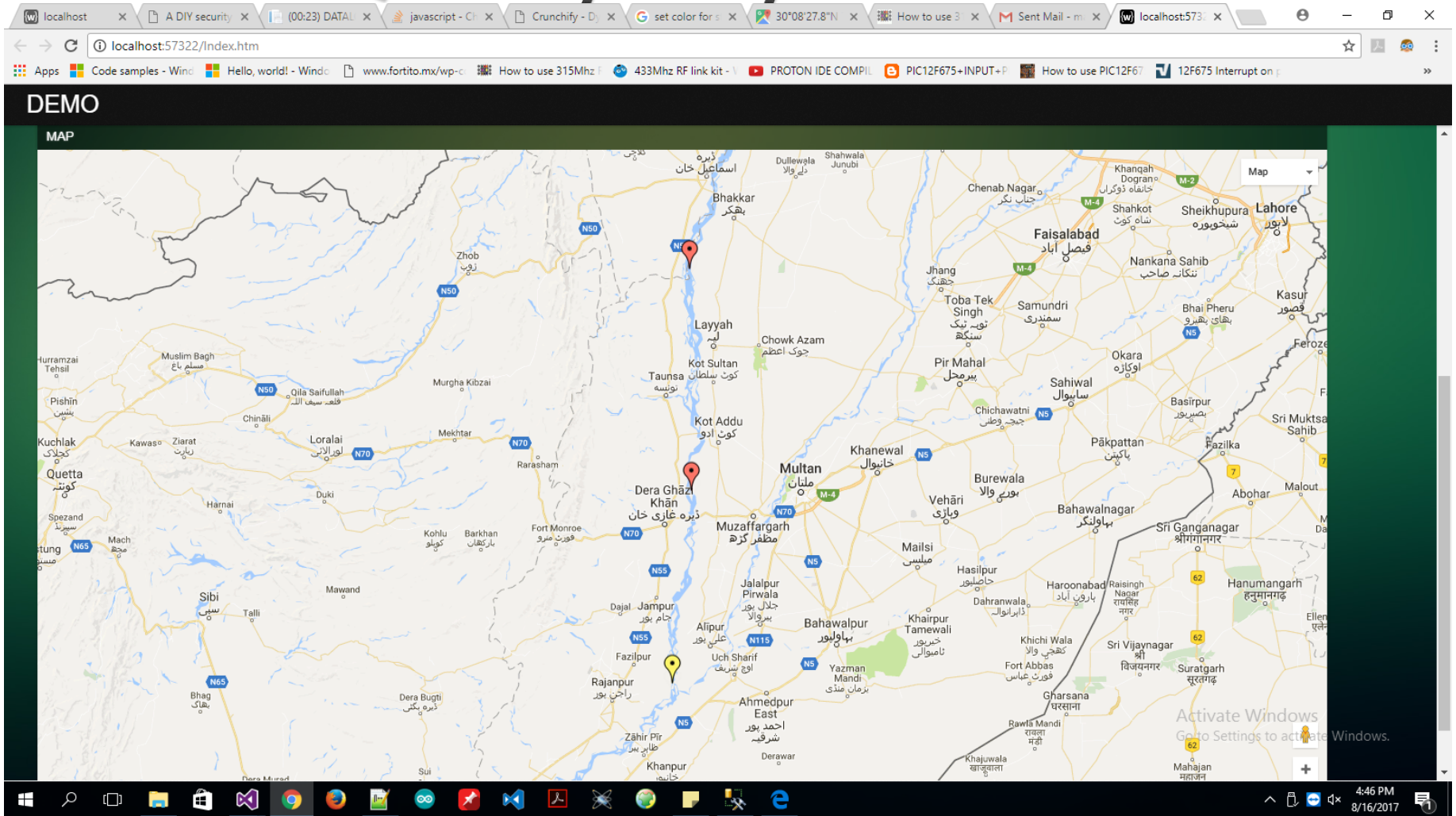
 - Who is where now?
 - Who was where at 4pm on Wed 17 Oct 2018
 - Did dept. ABC have complete attendance by 10am?
 - Are all staff for contractor XYZ in Hall A?
 - What was total over-time in Shift A last week?

- ▶ Devices Supported: Doors, Gates, Movement Sensing
- ▶ Immediate Alerts for special conditions – Email or SMS

IOT Solution

Air Quality Management

Test Air Quality Anywhere



DEMO

MAP

localhost:57322/Index.htm

Windows taskbar: 4:46 PM 8/16/2017

DYLOS – Air Quality Systems

Telemetry System

Dashboard

Search

airqm Sign Out

DATALOG Dashboard

Site: Air Quality Monitor

Device ID: Dylos,001, Sensor Name: Temperature



Temperature: 29 C

11/7/2018 14:48:00
Reading Date & Time

Details...▼

Device ID: Dylos,001, Sensor Name: Humidity



Humidity: 42 %

11/7/2018 14:48:00
Reading Date & Time

Details...▼

Device ID: Dylos,001, Sensor Name: Large Particle



Large Particle: 3954

11/7/2018 14:57:59
Reading Date & Time

Details...▼

Device ID: Dylos,001, Sensor Name: Small Particle



Small Particle: 523

11/7/2018 14:57:59
Reading Date & Time

Details...▼

Air Quality Management System

- ▶ Air Quality Data samples in real-time from anywhere
- ▶ **Truly scalable solution – few or 000s of locations**
- ▶ Real-Time status of air quality on map
- ▶ Sensors can be added for special conditions
 - CO2, Nitrogen, Methane, Particle Size, etc.
- ▶ Single Management Dashboard for all sensors
- ▶ **Immediate Alerts for special conditions – Email or SMS**

IOT Solution

Building Management Systems

Integrated BMS Solutions

Vertex / Voltronic / Schneider

- Multiple buildings, multiple cities
 - Energy – Inverters, Gen-sets, Solar, Any Load
 - Access – Biometric, Doors, Movement Detect
 - HVAC – Temp, Humidity, Air Flow
 - Fire – Smoke
 - Water – wet floor, tank levels
- Single DASHBOARD + full data logging
 - Immediate Alerts for special conditions – Email or SMS
- Cloud or On-Site BMS Software
- Data Integration with ERP

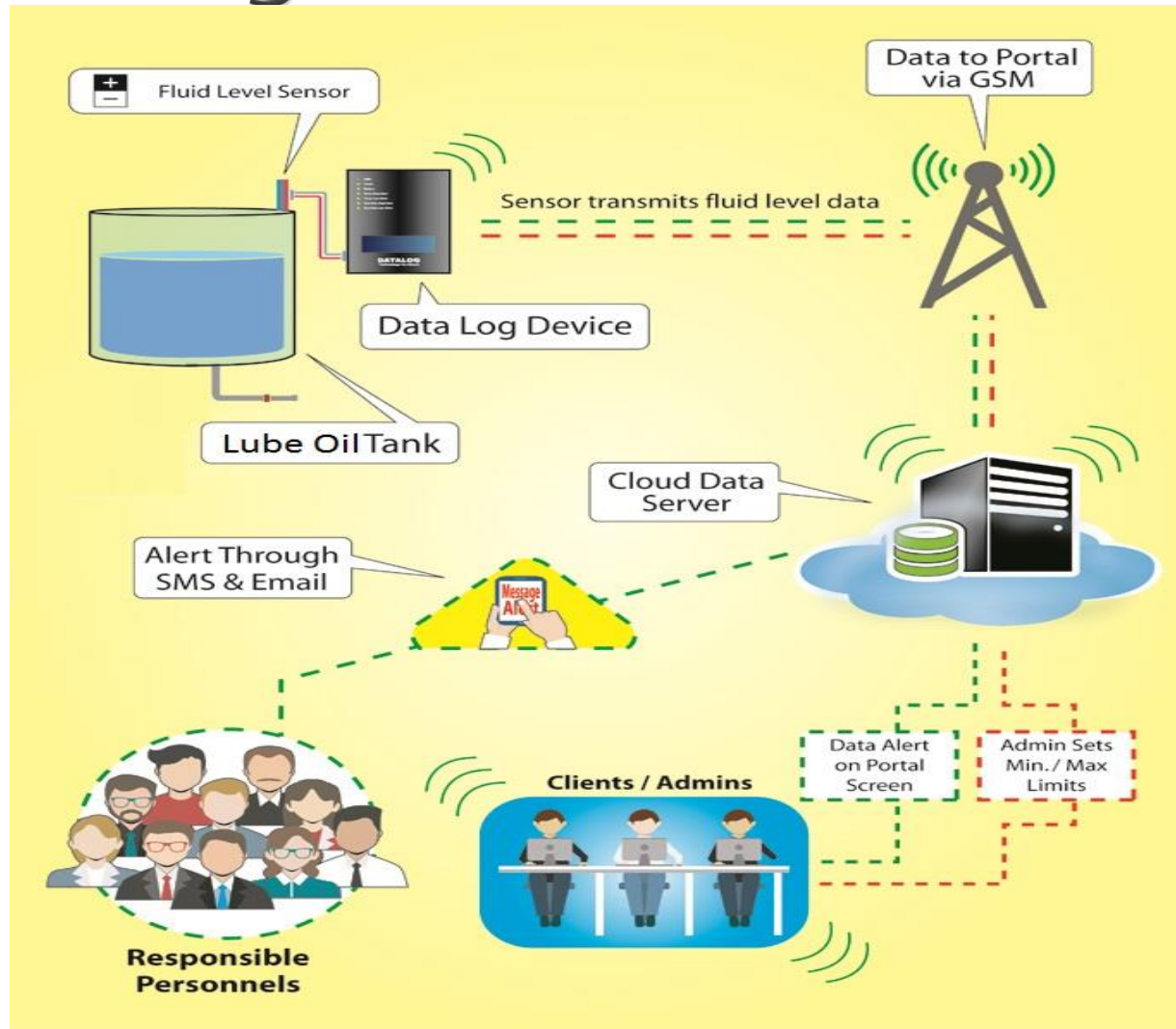
Single Dashboard for BMS



IOT Solutions

Water / Fluid Management

Fluid Management Overview

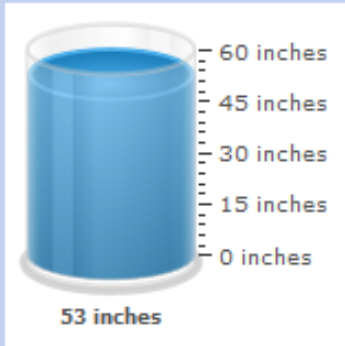


All types of **Fluid Sensors**



Fluid Management – Real-Time Dashboard

Device ID: Wms01, Sensor Name: Overhead Tank Sensor

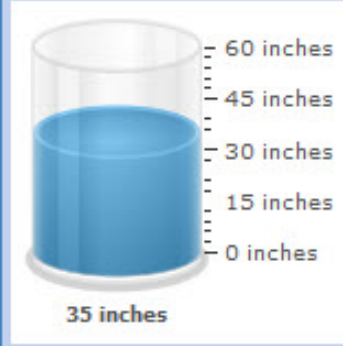


Level: 53 inches

26/10/2016 12:51:00
Reading Date & Time

Details...▼

Device ID: Wms01, Sensor Name: Overhead Tank Sensor



Level: 35 inches

26/10/2016 12:51:00
Reading Date & Time

Details...▼

View Historical Data

Modbus Data

Company:

Data Log

Site:

Client

Register:

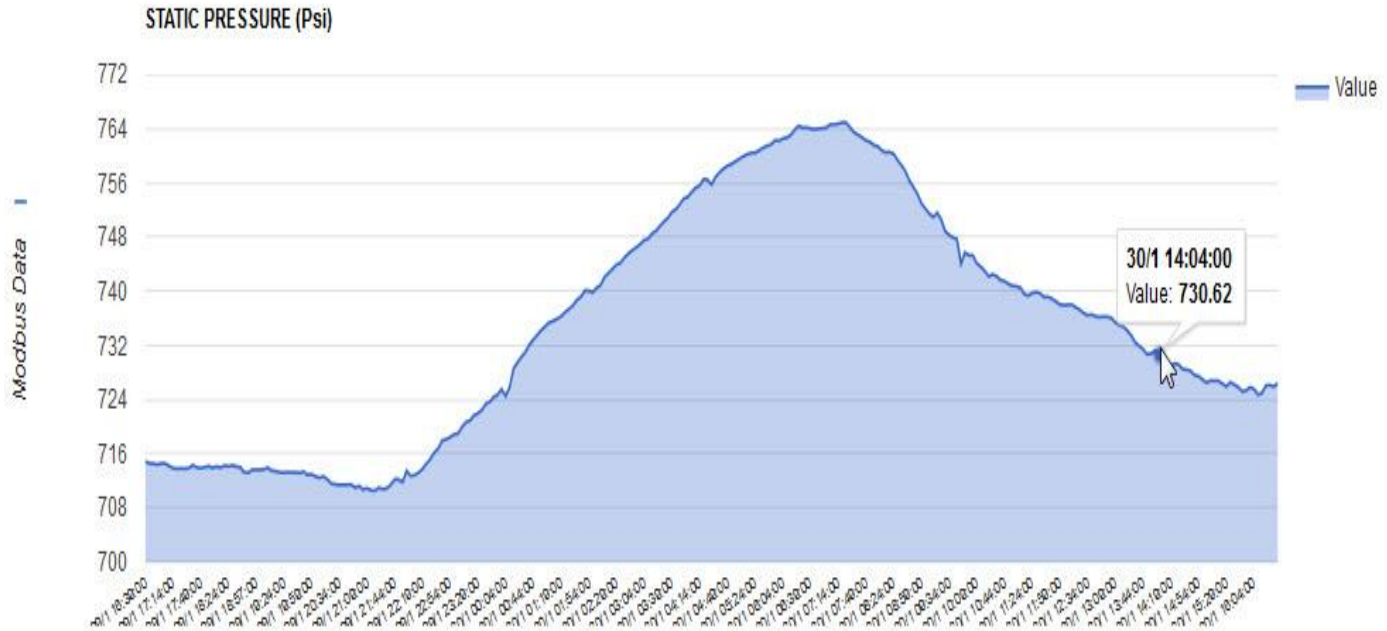
7001 - STATIC PRESSURE (Psi) -

Duration:

Last 24 hours

Generate

Export to Excel (Alert Report)



Fluid Management – Solution Benefits

- ▶ **Asset utilization / Theft protection –**
 - 24 x 7 fluid level position at any tank
- ▶ **Consumption and Filling History**
 - For any tank anywhere
- ▶ **Immediate Responses –**
 - Alarms generated when specified high or low limits are exceeded at any tank
 - Alarms can be sent by SMS / Email to team
- ▶ **Data integration with SAP and other ERPs**

Fluid Management – Solution Benefits

- ▶ **Better Management Control –**
 - Single DASHBOARD with up to the minute stock position for any tank –
- ▶ **Full Scalability –**
 - 1–5000 Tanks, any shape
- ▶ **Detailed history in electronic form –**
 - Complete past records for internal/external and Regulatory Compliance
- ▶ **Good Audit Trail = happy auditors; clean audits; reduced insurance costs**

Summary

- ▶ Proven Sensor Based Solutions running live in Pakistan
- ▶ Data Integration with ERPs
- ▶ Multiple International Vendors Integration
- ▶ 24 x 7 Support
- ▶ Winner of PASHA ICT R&D Award
- ▶ Down-to-Earth Prices

Call now for Free Demonstration

DATALOG

614 – Park Avenue
24–A , Block 6, P.E.C.H.S
Shahrah – e – Faisal
Karachi
021–34523868
info@datalog.pk

Contact:
Humayun Qureshi,
BE Electronics, *CISA*
Life Member IEEE
0300–2468124